



Braukmann SG160SD

Safety Group

with interchangeable safety valve insert and pressure reducing valve

APPLICATION

Safety groups of this type are used to protect pressurised water heaters according to the requirements of DIN 4753-1, EN 806-2 and DIN EN 1488.

They are compact appliances which incorporate all the necessary safety devices such as check valve, shut-off valve, test point, diaphragm type safety valve and pressure reducing valve in one unit.

The safety valve protects the downstream cylinder, pressure vessel etc. by automatically opening when excess pressure occurs. The check valve prevents back pressure, backflow and back syphonage of water from the hot water unit.

In addition, a balanced seat pressure reducing valve is fitted on the inlet to control the supply pressure to that required for the system.

APPROVALS

- DVGW-certified

SPECIAL FEATURES

- Tested according DIN EN 1488
- Fully approved for noise level protection to class 1
- Meets UBA regulations for drinking water
- Pressure reducing valve with inlet pressure balancing - inlet pressure fluctuation does not influence the outlet pressure
- Replacement insert makes servicing simple
- Easy venting
- Standardised discharge connection




TECHNICAL DATA

For closed water heaters in compliance with DIN 4753-1 and EN 806-2

Media	
Medium:	Drinking water
Connections/Sizes	
Connection size:	1/2", 3/4", 1"
Pressure values	
Max. inlet pressure:	16 bar
Outlet pressure:	1.5 - 6 bar
Min. pressure drop:	1 bar
Opening pressure:	6, 8 or 10 bar*
Max. operating pressure:	Maximum at least below 20 % opening pressure of safety
Operating temperatures	
Max. operating temperature medium:	40 °C
Specifications	
Installation position:	Horizontal and vertical

* Subsequent alteration of the setting is not permitted and is impossible without destroying the security cap

CONSTRUCTION

Overview		Components	Materials
	1	Complete pressure reducing valve with fine filter and transparent filter bowl	Housing: Brass Spring bonnet and filter bowl: High-quality synthetic material
	2	Drain connector	High-quality synthetic material
	3	Connections (versions AA, AB and AC)	Brass
	4	Shut-off valve	High-quality synthetic material
	5	Housing with G 1/4" test socket on both sides	Dezincification-resistant brass
	Not depicted components:		
		Seals	EPDM
		Safety valve exchange insert	High-quality synthetic material
		Removable check valve	High-quality synthetic material
		Diaphragm	EPDM
		Fine filter mesh	Stainless steel

METHOD OF OPERATION

Safety groups of this type combine pressure reducing valve, check valve, shut-off valve, test point and diaphragm type safety valves in one appliance.

Flow first passes through the pressure reducing valve which operates on a force equalising system whereby the force of a diaphragm operates against the force of an adjustment spring. The inlet pressure has no influence on either opening or closing of the valve and therefore inlet pressure fluctuations have no influence on the outlet pressure. The check valve has a movable valve disc which pushes against a spring when flow occurs.

The downstream safety valve is a direct operating safety valve. That is, the opening force operates against the force of a spring. The shut-off valve enable the check valve to be checked and serviced.

TRANSPORTATION AND STORAGE

Keep parts in their original packaging and unpack them shortly before use.

The following parameters apply during transportation and storage:

Parameter	Value
Environment:	clean, dry and dust free
Min. ambient temperature:	5 °C
Max. ambient temperature:	55 °C
Min. ambient relative humidity:	25 % *
Max. ambient relative humidity:	85 % *

*non condensing

INSTALLATION GUIDELINES

Setup requirements

- Safety group must be fitted in the cold water supply to the hot water storage unit
- Horizontal and vertical installation position possible
- The installation must be carried out so that:
 - There are no shut-off valves or fittings, narrowing of the pipework or strainers between the water heater and the safety valve
 - Good access is provided for service and maintenance
 - The safety valve is fitted above the top of the water heater to avoid the need for draining down when exchanging the safety valve insert
- If there is no drainage facility in the room where the heater is installed, then the safety valve may be fitted in an adjacent area. EN 806-2 is to be observed
- Requires regular maintenance in accordance with EN 806-5

Installation Example

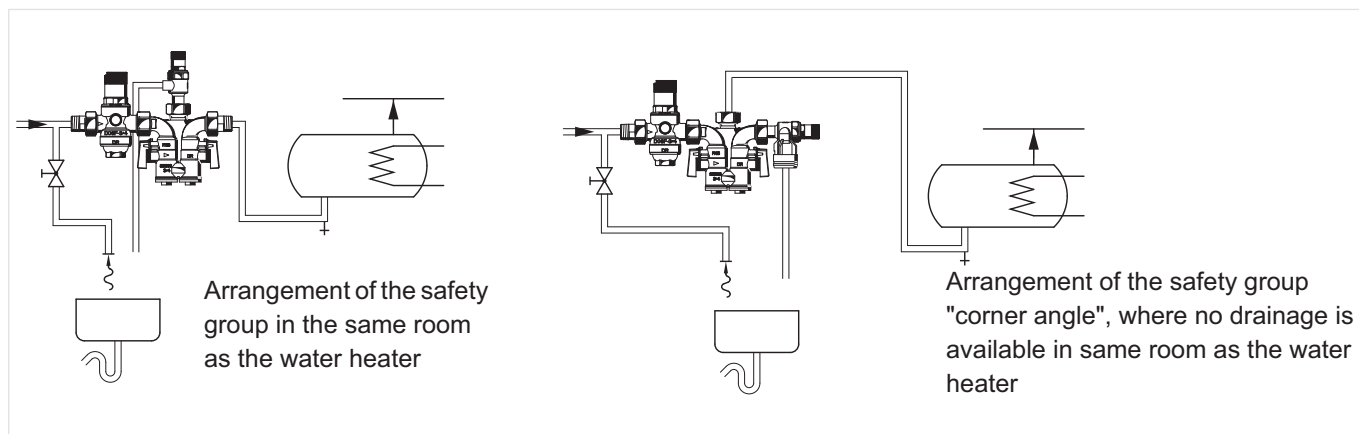
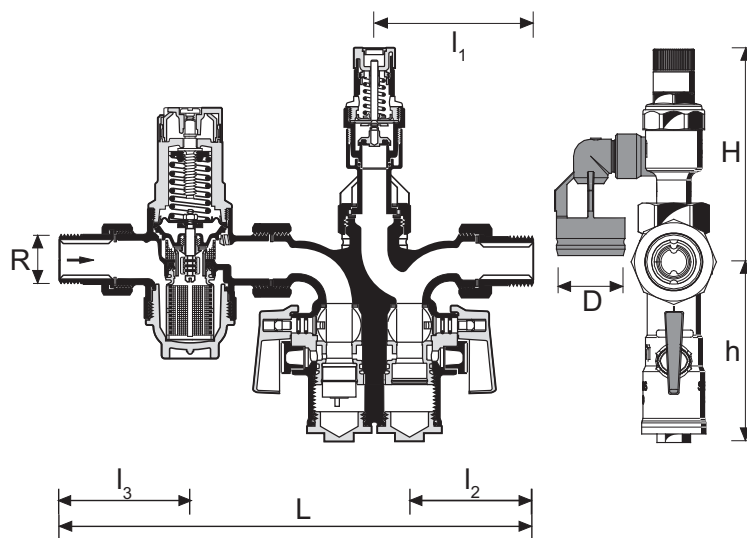


Fig. 1 Standard installation example for the safety group

DIMENSIONS

Overview



Parameter		Values		
Connection size:	R	1/2"	3/4"	1"
Nominal size:	R	3/4"	3/4"	3/4"
Weight:	kg			
	Version A	2.55	2.41	2.64
	Version E	-	2.32	2.25
Drain outside Ø:	D	40	40	40
Dimensions:	L	270	278	296
	l ₁	89	93	102
	l ₂	68.5	72.5	81.5
	l ₃	73	77	86
	H	124.5	124.5	124.5
	h	105.5	105.5	105.5
For water heaters with capacity:	litres	200	1000	1000
DIN/DVGW Approval No.(SG160S):		NW-6311 CQ 0546		
DVGW Reg. No.(D06F):		DW-6330 AT 2314		

Note: All dimensions in mm unless stated otherwise.

ORDERING INFORMATION

The following tables contain all the information you need to make an order of an item of your choice. When ordering, please always state the type, the ordering or the part number.

Options

The valve is available in the following sizes: 1/2", 3/4", 1"






- standard
- not available

		SG160SD- ...AA	SG160SD- ...AB	SG160SD- ...AC	SG160SD- ...EA	SG160SD- ...EB	SG160SD- ...EC
With threaded male connections:	6 bar	•	–	–	–	–	–
	8 bar	–	•	–	–	–	–
	10 bar	–	–	•	–	–	–
Without fittings:	6 bar	–	–	–	•	–	–
	8 bar	–	–	–	–	•	–
	10 bar	–	–	–	–	–	•

Note: ... = space holder for connection size

Note: Ordering number example for 1/2" and type AA valve: SG160SD-1/2AA

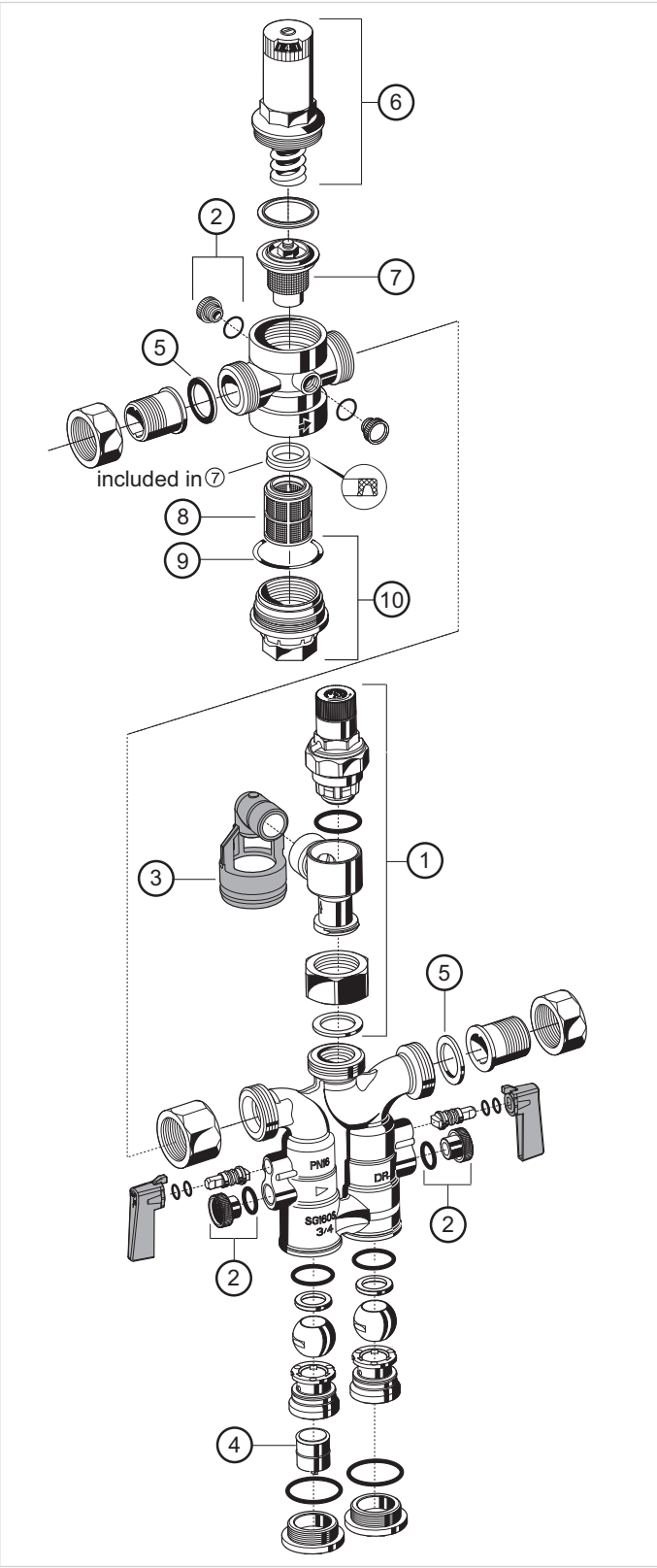
Accessories

	Description	Dimension	Part No.
	M07M	Pressure gauge	
		Housing diameter 63 mm, rear connection thread G 1/4"	
		Range: 0 - 4 bar	M07M-A4
		Range: 0 - 10 bar	M07M-A10
		Range: 0 - 16 bar	M07M-A16
	ZR06K	Double ring wrench	
		For removal of spring bonnet and filter bowl	
	VSTM	Connection for pressure gauge	
		1/2"	VSTM-1/2A
		3/4"	VSTM-3/4A
		1"	VSTM-1A
	VST06A	Connection set	
		Threaded connections	
		1/2"	VST06-1/2AR
		3/4"	VST06-3/4A
	VST06B	Connection set	
		Solder connections	
		1/2"	VST06-1/2BR
		3/4"	VST06-3/4B
		1"	VST06-1B

Spare Parts

Safety Group SG160SD, from 2004 onwards

Overview



Description	Dimension	Part No.
1 Valve insert complete		
6 bar	1/2" - 1"	SV152-3/4AA
8 bar	1/2" - 1"	SV152-3/4AB
10 bar	1/2" - 1"	SV152-3/4AC
2 Blanking plug with O-ring R1/4" (5 pcs.)		
	1/4"	S06K-1/4
3 Discharge tundish		
		TA160S
4 Check valve		
	3/4"	2110200
5 Union seal washer (10 pcs.)		
	1/2" + 3/4"	0901444
	1"	0901445
6 Spring bonnet complete		
	1/2" - 1"	0901515
7 Valve insert complete (without filter)		
	1/2" - 1"	D06FA-1/2
8 Replacement filter insert		
	1/2" - 1"	ES06F-1/2A
9 O-ring set (10 pcs.)		
	1/2" - 1"	0901246
10 Clear filter bowl with O-ring		
	1/2" - 1"	SK06TG-1/2



Manufactured for
and on behalf of
Pittway Sàrl, Z.A., La Pièce 4,
1180 Rolle, Switzerland
by its authorised representative
Ademco 1 GmbH

For more information
homecomfort.resideo.com/europe
Ademco 1 GmbH, Hardhofweg 40,
74821 MOSBACH, GERMANY
Phone: +49 6261 810
Fax: +49 6261 81309