



Braukmann BFW112

Mobile Backflow Preventer B-FW in accordance with DIN 14346

Drinking water protection when drawing water for firefighting from the standpipe and pillar hydrants

APPLICATION

The mobile backflow preventer BFW112 in accordance with DIN 14346 is connected to existing standpipes or pillar hydrants to draw water for fire fighting from the pipeline network. It prevents water from flowing back into the drinking water supply network as a result of back siphonage or back pressure, if the pressure in the supply network is lower than in the fire hose.

In addition, pressure surges do not pass into the network, which helps to prevent burst pipes.

APPROVALS

- DVGW submitted

SPECIAL FEATURES


- Low pressure drop, high flow
- Handle, can be used as a hose coupling wrench
- Low weight
- Safe operation
- Aluminium interior parts
- Protects pipes against pressure surges
- Easy maintenance
- Stone trap on the input side



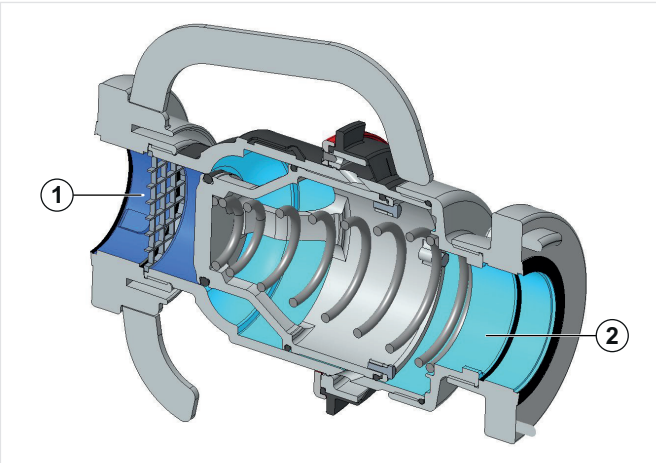
TECHNICAL DATA

Media	
Medium:	Drinking water/quench water
Connections/Sizes	
Connection:	B-Storz
	Rotatable on the input side
	Fixed on output side
Hydraulic properties	
Opening pressure:	0.5 bar
Max. inlet pressure:	16 bar
Liquid category in accordance with EN 1717	
Liquid category:	4
Material	
Housing	Aluminium
Piston	Aluminium
Seals	EPDM
Weight	
Weight	3 kg
Operating temperature	
Max. operating temperature:	65 °C
Specifications	
Installation position:	Horizontal up to inclination 30 °C
Temperature of medium:	Cold water

CONSTRUCTION

Overview		Components	Materials
	1	Carry handle	Aluminium
	2	Storz coupling	Aluminium
	3	Dirt and fall protection	NBR
	4	Piston (inside)	Aluminium
		Seals (inside)	EPDM
	5	Housing	Aluminium
	6	Stone trap	Stainless steel
	7	Counter grip	Aluminium
	8	Rotatable Storz coupling	Aluminium

METHOD OF OPERATION



BFW type backflow preventers are divided into 2 pressure zones. The pressure in zone ① is higher than in zone ② . A discharge valve positioned in zone ② opens when the differential pressure between zones ① and ② has dropped to 0.14 bar at the very latest. The water from zone ② is discharged into the athmosphere, the check valve closes, separating zone ② from zone ① .

In this way the danger of back pressure or back-siphonage into the supply network is prevented. The water supply is interrupted, and the drinking water network protected.

TRANSPORTATION AND STORAGE

The following parameters apply during transportation and storage:

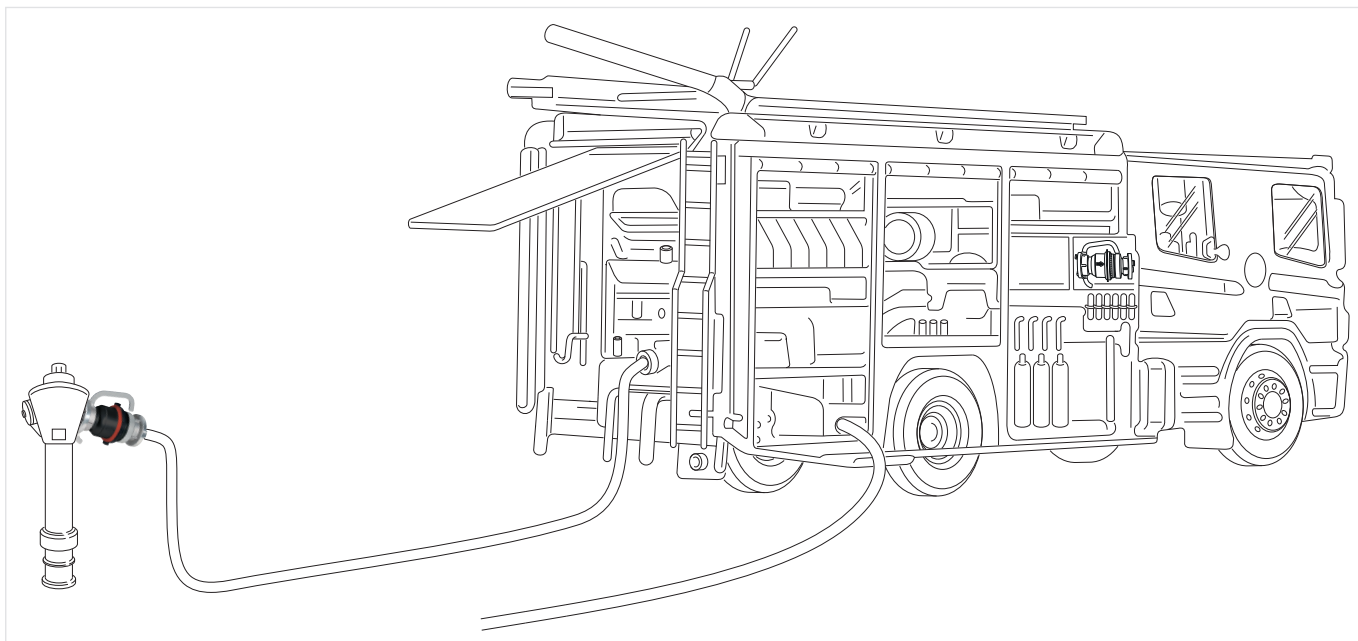
Parameter	Value
Environment:	clean, dry and dust free

INSTALLATION GUIDELINES

Setup requirements

- Note flow direction
- Use both handles when assembling on hydrant/ standpipe
- Ensure that parts are free of dirt
- Store in a clean and dry place
- These armatures need to be maintained regularly

Installation Example



TECHNICAL CHARACTERISTICS

Pressure drop characteristics

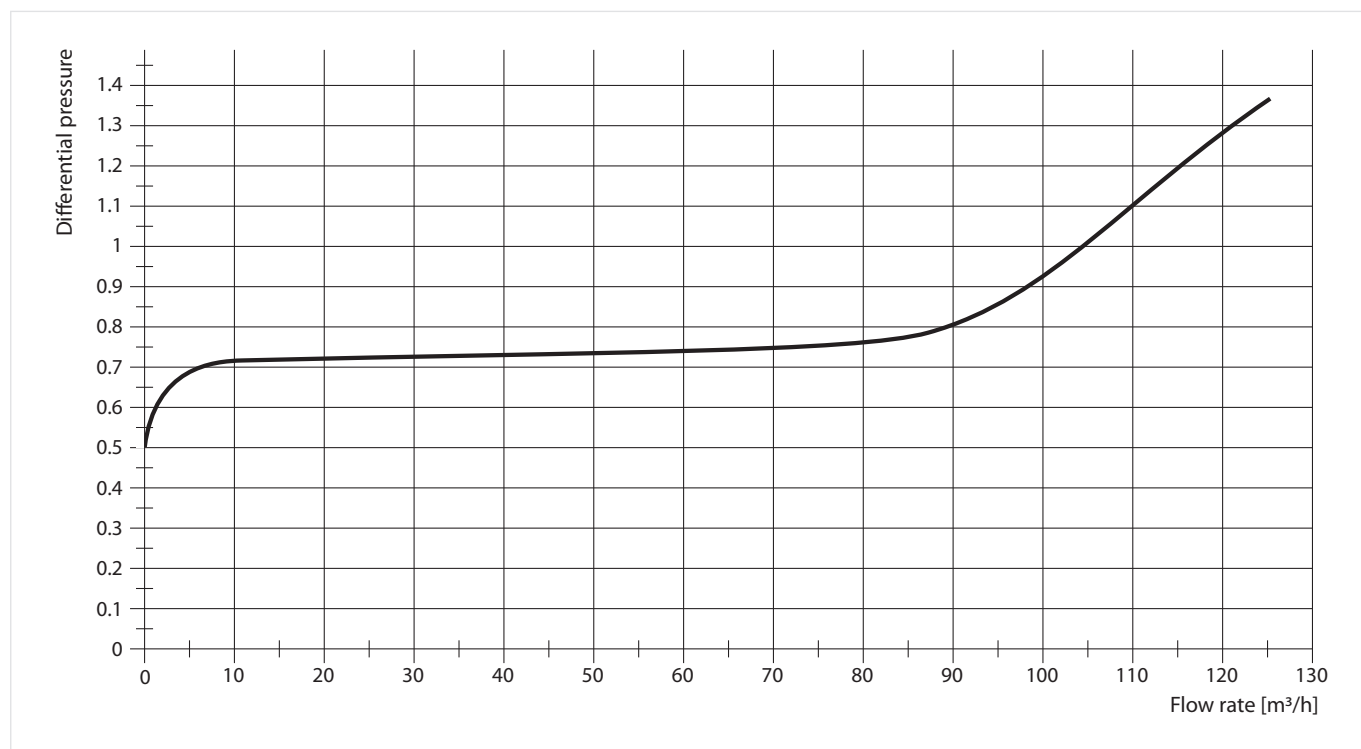
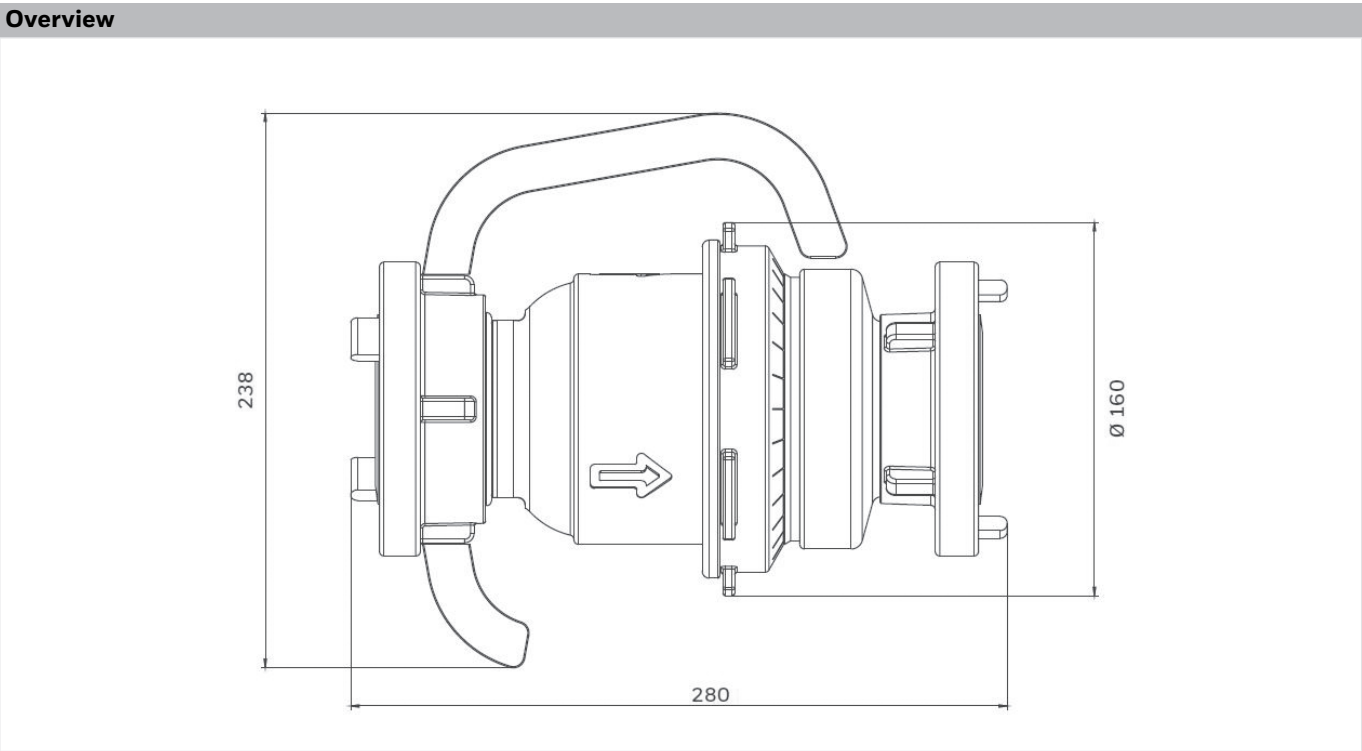


Fig. 1 Pressure drop within the valve in dependency of the flow rate and the used connection size

DIMENSIONS



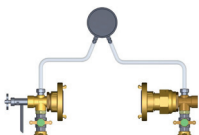
ORDERING INFORMATION

The following tables contain all the information you need to make an order of an item of your choice. When ordering, please always state the type, the ordering or the part number.

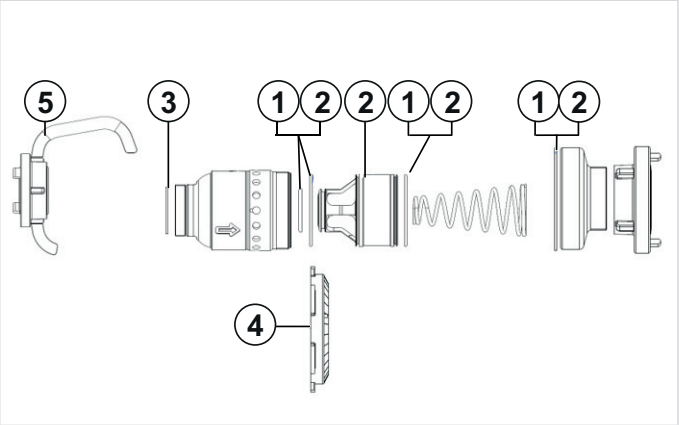
Options

		BFW112-65A
Connection type:	Standard version, Storz 75-B connection, PN16, with handle grip and counter grip	•

Accessories

	Description		Dimension	Part No.
	TKA112	Test kit for backflow preventer inclusive differential pressure gauge and connection hoses		
				TKA112

Spare Parts

Overview	Description	Dimension	Part No.
	1 Seal ring set		
			0904183
	2 Piston incl. seals		
			0904184
	3 Stone trap		
			0904185
	4 Dirt and fall protection		
			0904186
	5 Rotatable B-Storz coupling with handle grip and counter grip		
			0904198



Manufactured for
and on behalf of
Pittway Sàrl, Z.A., La Pièce 4,
1180 Rolle, Switzerland
by its authorised representative
Ademco 1 GmbH

For more information
homecomfort.resideo.com/europe
Ademco 1 GmbH, Hardhofweg 40,
74821 MOSBACH, GERMANY
Phone: +49 6261 810
Fax: +49 6261 81309